

HSF RoHS

SPECIFICATIONS

Rated Current: 1.1AMP
 Contact Resistance: 10mΩ Max
 Withstand Voltage: 500V
 Insulation Resistance: 10000MΩ Min
 Operation Temperature: -55°C to +125°C

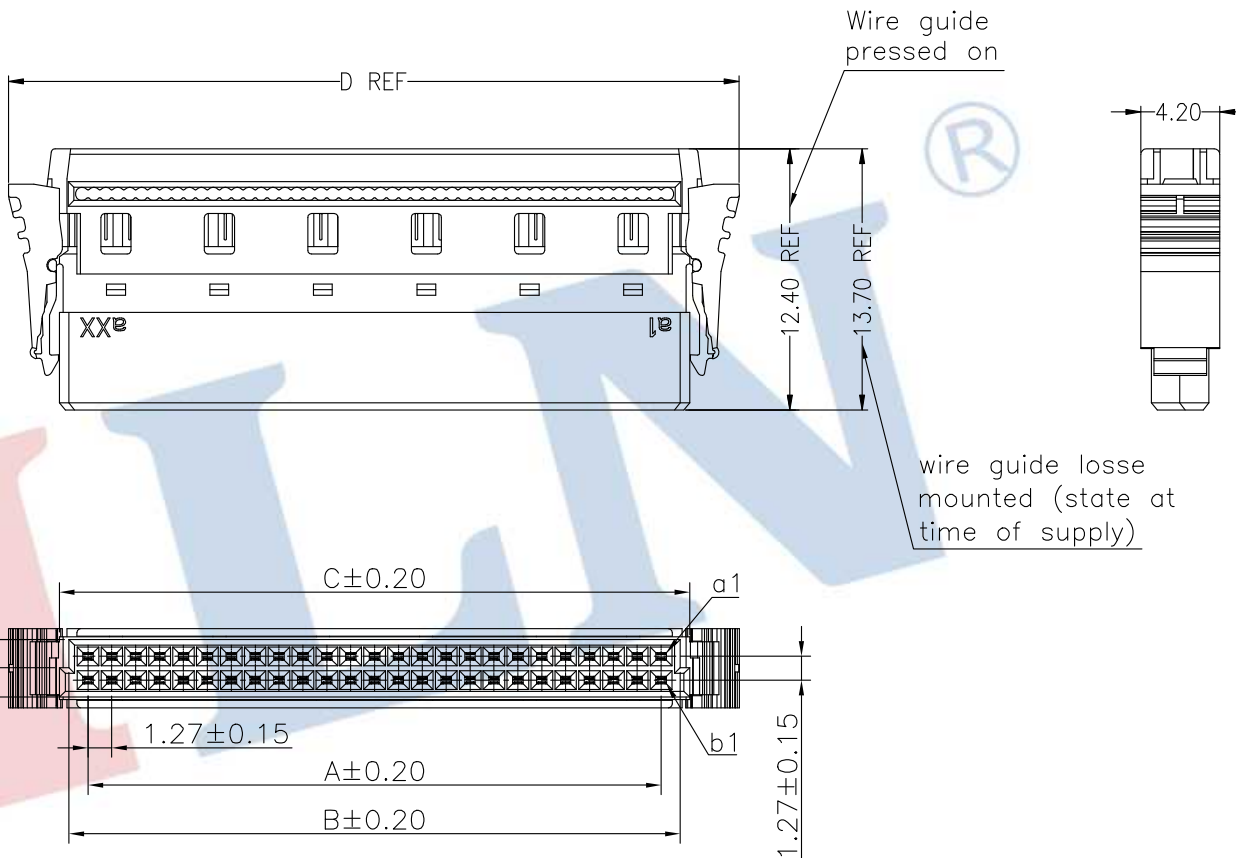
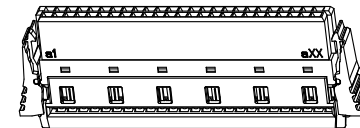
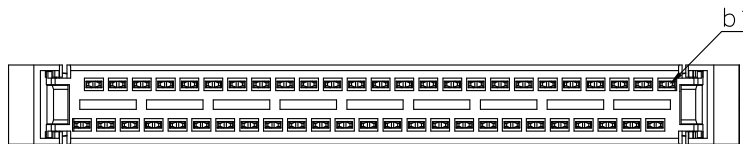
Contact Material: Phosphor Bronze
 Main Body Material: LCP UL94V-0

No. of PIN/ROW	Dimension Information			
	A	B	C	D
2x5	5.08	7.10	8.10	13.44
2x6	6.35	8.37	9.37	14.71
2x8	8.89	10.91	11.91	17.25
2x10	11.43	13.45	14.45	19.79
2x13	15.24	17.26	18.26	23.60
2x15	17.78	19.80	20.80	26.14
2x16	19.05	21.07	22.07	27.41
2x17	20.32	22.34	23.34	28.68
2x20	24.13	26.15	27.15	32.49
2x25	30.48	32.50	33.50	38.84

Ordering Information

7100-F XXX 124 XX I F X 0 X

F=Female
 No. of pins
 010=10Pin
 020=20Pin
 ...
 050=50Pin
 Plastic Height
 124=12.4mm
 Contact Plating
 NO: Gold Flash/Ni
 N1: 3u" Gold/Ni
 N2: 5u" Gold/Ni
 N3: 15u" Gold/Ni
 N3: 30u" Gold/Ni
 Insulator Material Option
 F=LCP
 Packing
 A=Tube



		OPERATION		DRAW	yiyusheng	20.04.22	SCALE	FIT	JILN ® 深圳市锦凌电子有限公司 SHENZHEN JINLING ELECTRONICS CO.,LTD Tel: 86-755-27483253 Fax: 86-755-2997-5588	
		X.X	±0.30				UNIT	mm		
		X.XX	±0.20	CHECK			SIZE	A4	PART NO.	7100-FXXX124XXIFX0X
A	2020.04.22	X.XXX	±0.10	APPROVE			SHEET	1/1	TITLE:	1.27 SMC Crimping Female
REV	DATE	MODIFICATION DESCRIPTION	CHANGE		DIM	TOL	PROJ.			