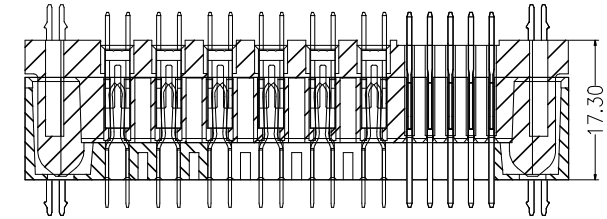
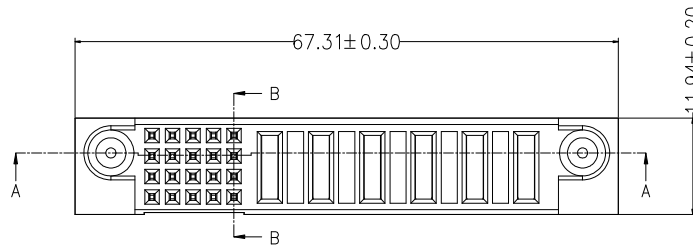


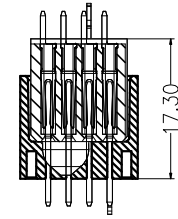
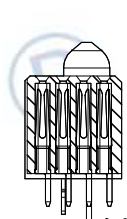
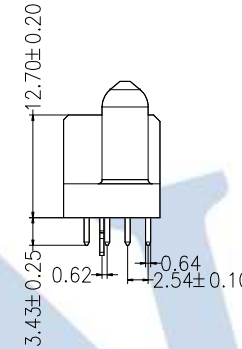
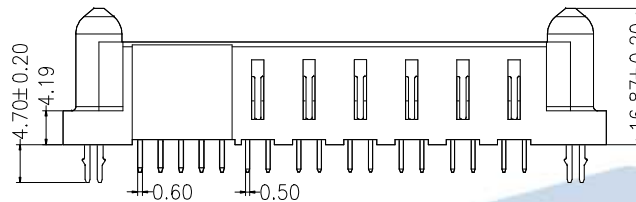
**HSF RoHS**

**SPECIFICATIONS**

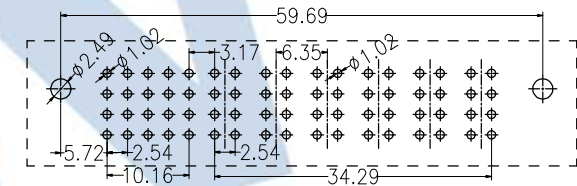
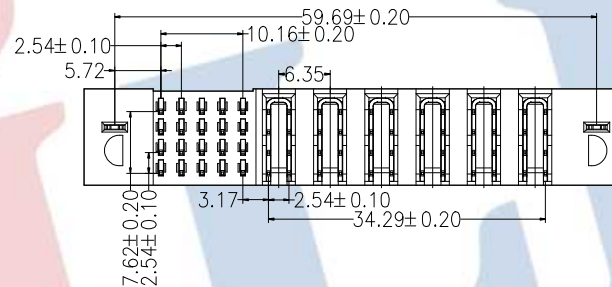
Signal Rated Current:2.5AMP  
 Power Rated Current:30AMP  
 Signal Rated Voltage:50V AC  
 Power Rated Voltage:250V AC  
 Signal Contact Resistance:20mΩ Max  
 Power Contact Resistance:2mΩ Max  
 Signal Contact Withstand Voltage:1000V AC For 1 Minute  
 Power Contact Withstand Voltage:2500V AC For 1 Minute  
 Insulation Resistance:1000MΩ Min  
 Operation Temperature:-40°C to +105°C  
 Power Contact Material:Copper Alloy  
 Signal Contact Material:Copper Alloy  
 Contact Plating:Au or Sn Over Ni  
 PEG Material:Copper Alloy  
 PEG Plating:Tin Over Ni  
 Insulator Material:PA6T(UL94V-0)  
 Max.Processing Temp: 260°C±5°C For 5~10 Second



Mating Draw Ref



Mating Draw Ref

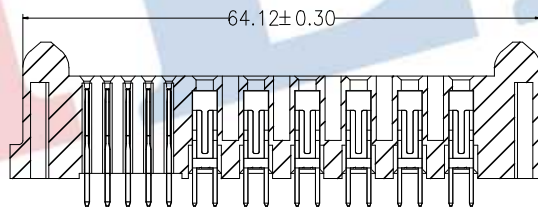


P.C.B Layout

**Ordering Information**

**4500 - 26 F S1 C S A 0X**

No.of Pins: 20S+6P  
 Contact Type: M:Male, F:Female  
 Contact Plating: S1:3u" Gold/Matte-Tin  
 Insulator Material Option: C=BK-PA6T  
 A=A TYPE



SECTION A-A

				OPERATION		DRAW	Jelly Feng	22.12.10	SCALE	FIT	<b>JILN</b> ® 深圳市锦凌电子有限公司 SHENZHEN JINLING ELECTRONICS CO.,LTD Tel: 86-755-27483253 Fax: 86-755-2997-5588	
				X.X	±0.30				UNIT	mm		
				X.XX	±0.20	CHECK		SIZE	A4			
				X.XXX	±0.10			SHEET	1/1	PART NO.	4500-26FS1CSA0X	
A0	2022.12.10	NEW DRAWING		Angle	±3°	APPROVE		PROJ.	TITLE:	HCP 20S+6P Female 180°		
REV	DATE	MODIFICATION DESCRIPTION		DIM	TOL							